

Electrical Safety



Teacher's Notes

The following worksheet has been developed to complement the activities carried out at the Lifeskills Centre. However, it can easily be adapted to suit a wider range of abilities.

Below are some examples of other possible activities:-

- Cut out each picture to create flash cards and use them to encourage a group discussion with the class.
- Ask the children to create their own quiz relating to the subject e.g. create crosswords, word-searches etc.
- Ask the children to write a short story or draw pictures/comic strips of each scenario.

Electrical Safety

We all use electricity in our daily lives but it can still be very dangerous if it is not used sensibly. Look at the pictures below and answer the questions?





1. What danger can you see?

How can it be made safer?

2. What danger can you see?



How can it be made safer?




3. What danger can you see?

How can it be made safer?

4. What danger can you see?



How can it be made safer?



5. What danger can you see?



How can it be made safer?



Electrical Safety



Answers

1. A drink has spilled near a computer.
The drink should be moved to a safer place and the spill should be cleaned up immediately.
2. This person is about to mend a fire that is still plugged in.
He may burn himself or get an electric shock.
The fire should be turned off, unplugged and allowed to cool before he starts working on it.
3. This girl is about to play with her kite near power lines. She could be electrocuted.
The girl should play with her kite in a large open space with no power lines.
4. This person, with wet hands, is about to use a light switch.
He may get electrocuted.
The boy should make sure that he is dry before he touches the switch.
5. A baby is crawling near a plug socket.
The socket should be covered so that babies can't put their fingers in it.